



UN150-8DC (8V150Ah/10hr)

The rechargeable batteries are lead-lead dioxide systems. The dilute sulfuric acid electrolyte is absorbed by separators and thus immobilized.

In case the battery be accidentally overcharged producing hydrogen and oxygen, Special one-way valves allow the gases to escape thus avoiding excessive pressure build-up. Otherwise, the battery is completely sealed and is, therefore, maintenance-free, leak proof and usable in any position.

Battery Construction

Component	Positive plate	Negative plate	Container	Cover	Safety valve	Terminal	Separator	Electrolyte
Raw material	Lead dioxide	Lead	ABS	ABS	Rubber	Copper	Fiberglass	Sulfuric acid

General Feature

Absorbent Glass Mat(AGM) technology for efficient gas recombination of up to 99% and freedom from electrolyte maintenance or water adding.

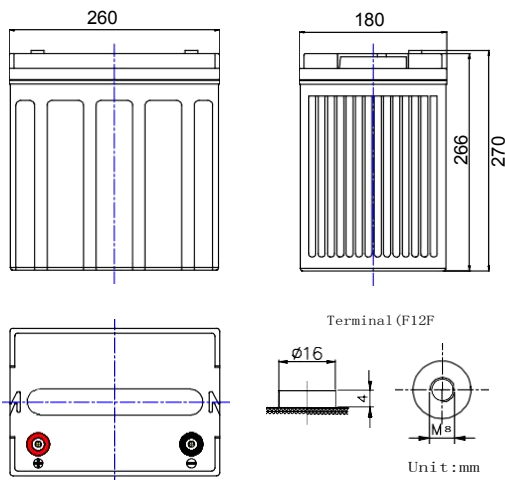
- Not restricted for air transport-complies with IATA/ICAO Special Provision A67. UL-recognized component.
Can be mounted in any orientation.
- Computer designed lead, calcium tin alloy grid for high power density.
Long service life, float or cyclic applications. Maintenance-free operation.
- Low self discharge.

Performance Characteristics

Capacity 77°F(25°C)	20 hour rate (7.8A、7.2V)	156Ah
	10 hour rate (18.0A,7.2V)	150Ah
	5 hour rate (25.8A,7.0V)	129Ah
	1 hour rate (91A、6.4V)	91Ah
Internal Resistance	Full charged Battery77°F(25°C): 3mΩ	
Capacity affected by Temperature (10 hour rate)	104° F(40°C)	102%
	77° F(25°C)	100%
	32° F(10°C)	85%
	5° F(-15°C)	65%
Self-Discharge 68°F(20°C)	Capacity after 3 month storage	90%
	Capacity after 6 month storage	80%
	Capacity after 12month storage	60%
Max. discharge current77°F(25°C): 800A(5S)		
Charge (Constant Voltage)	Float: 9.08~9.2 V/77° F(25°C)	
	Cycle:9.80~9.93 V/77°F/(25°C) Max. Current: 30A	

SPECIFICATION

Nominal voltage..... 8V
 Length(mm/inch).....260/10.2
 Width(mm/inch.....180/7.09
 Height(mm/inch).....266/10.5
 Total Height(mm/inch).....270/10.6
 Approx. Weight(kg/lbs).....30/66.1



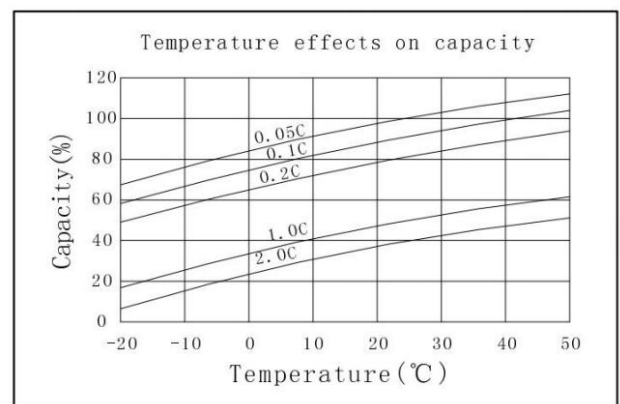
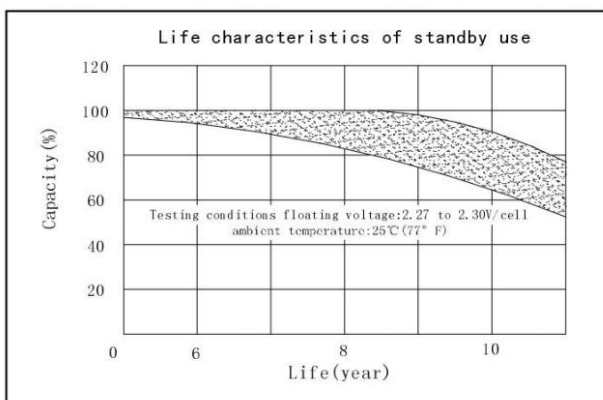
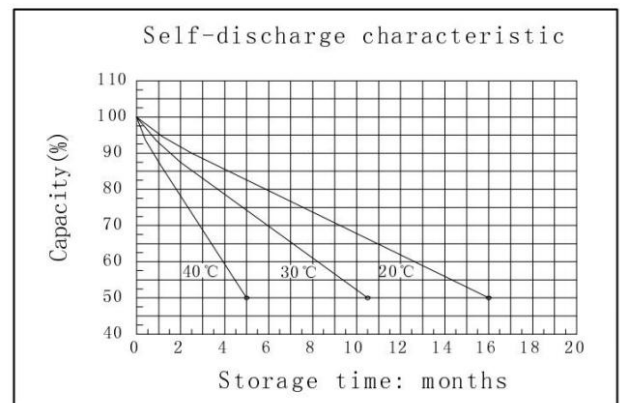
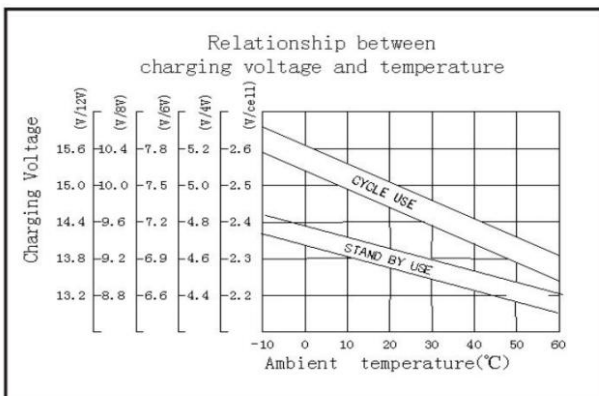
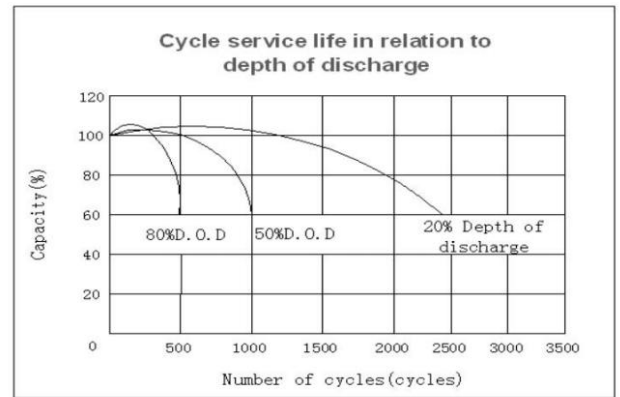
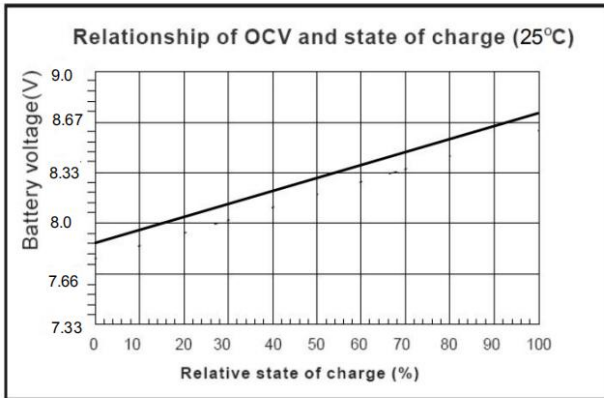
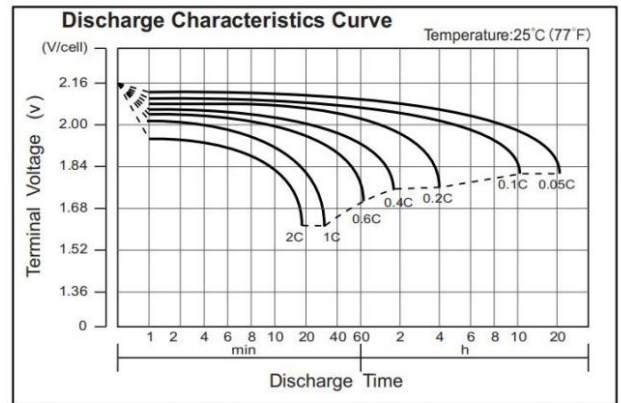
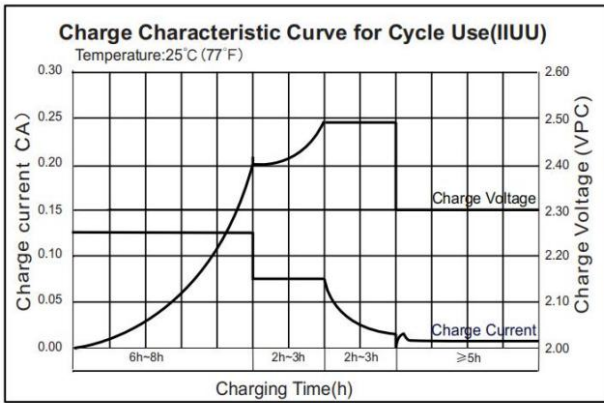
Discharge Constant Current (Amperes at 77° F25°C)

End Point Volts/Cell	5min	10min	15min	30min	1h	3h	5h	10h	20h
1.60V		292	238	152	91.0	39.2	27.5	15.5	7.98
1.65V		284	232	149	89.5	38.7	27.0	15.4	7.94
1.70V		270	223	147	88.0	38.0	26.5	15.3	7.90
1.75V		255	214	142	87.0	37.7	25.8	15.2	7.95
1.80V		238	202	137	83.5	36.2	24.6	15.0	7.80

Discharge Constant Power (watts at 77°F25°C)

End Point Volts/Cell	5min	10min	15min	30min	45min	1h	2h	3h	5h
1.60V		524	441	286	208	160	122	72.0	49.4
1.65V		515	433	280	202	158	119	71.5	49.1
1.70V		500	422	271	196	157	115	71.1	48.8
1.75V		484	410	262	190	156	113	70.5	48.4
1.80V		466	397	250	182	155	110	69.8	48.0

(Note)The above characteristics data are average values obtained Within three charge/discharge cycles not the minimum values.



OREMA POWER CO., LTD

Add: Datang Industry Park Xinfeng Ganzhou City, Jiangxi Province, China

TEL: +86-0797-2299669 +86-0797-2299553

FAX: +86-0797-2299553



www.oremabattery.com